

Product

- Chalice countertop basin

Kohler Code

14800A-0

**Included Components**

- Bench top cutting template
- Chrome overflow cover

Features

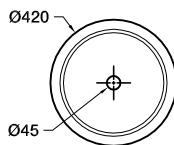
- Bench top installation
- Overflow outlet
- Vitreous china

Optional Accessories

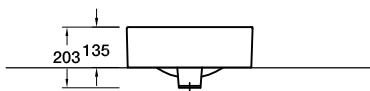
- Tapware (page 6.0.1)
- General basin accessories (section 1.8)

Technical Details

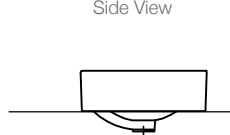
Top View



Front View



Side View

**Installation Notes:**

- Allow a minimum of 50mm from the wall for easy cleaning.
- A hole for the basin needs to be made in the bench top (please refer to cutting template).
- The basin is fixed to the bench top using the appropriate silicone sealant (not supplied).