

Duo II™ Rectangular Bath

A bath specially designed for dual-use shower over bath situations. This bath has a wide square shaped shower area and, with bathing still in mind, it boasts a sculptured backrest and integral armrests.



Colour/Finish Material

White
Duracryl® Acrylic

Upstand

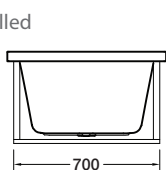
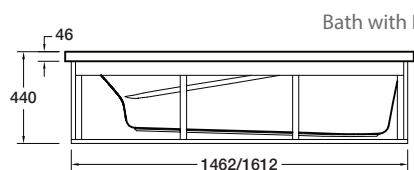
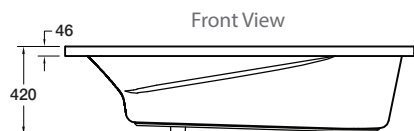
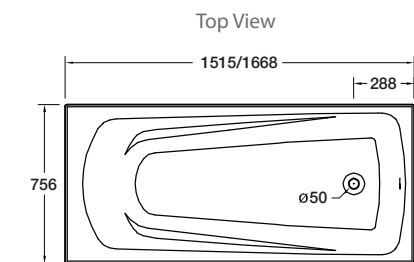
25mm upstand for watertightness
Steel reinforced for increased strength

Optional Accessories

Flat Pack Timber Frame
Bath Wall 2-Sided (Flat/Moulded) for shower over bath screens 1450mm high wall - Premium/Standard Bath Screen
1530mm high wall - Milano Split Bath Screen
Apron Panel 2-Sided
Apron Panel 1-Sided
Milano Split Bath Screen
Englefield Premium Bath Screens
Englefield Standard Bath Screen
Ario Rectangular Pillow (Charcoal)
40mm Pop-up Bath Waste

Size	External Dimensions - without frame (mm)			Internal Dimensions (mm)			Volume (L)
	Length	Width	Depth	Max Bathing Depth	Seating Base Width	Base Length	Full Capacity
1670 x 760mm	1668	756	420	410	410	1260	290
1520 x 760mm	1515	756	420	410	410	1110	260

Product	1670 x 760mm	1520 x 760mm
Bath	1064A-0	1067A-0
Flat Pack Timber Frame	1141302	1141301
1450mm Height Wall (To suit Premium/Standard Screen)	C0970A-0 Flat 24689A-0 Corner Contour Plus	C0950A-0 Flat 24688A-0 Corner Contour Plus
1530mm Height Wall (To suit Milano Split Screen)	20988A-0 Flat 24686A-0 Corner Contour Plus	20987A-0 Flat 24687A-0 Corner Contour Plus
Apron Panel 2-Sided	C0478A-0	C0477A-0
Apron Panel 1-Sided	C0473A-0	C0472A-0
Ario Rect Pillow (Charcoal)	1091A-58	
Pop-up 40mm Bath Waste	99329A-CP	



All measurements shown are in millimetres.
Sizes are approximate.
1183700-A04-C April 2019



New Zealand
133 Diana Drive, Glenfield, Auckland, New Zealand
PO Box 100-146 NSMC, Auckland, 0745
Ph: 0800 100 382 Fax: 0800 66 44 88
www.Englefield.co.nz